



AQUATIC

The bath people

FHA COMPLIANT SERIES

FULL-STRENGTH BATHWARE
ENGINEERED FOR EVERY
STAGE OF LIFE



AQUATICBATH.COM



YOU DEMAND
NOTHING
BUT THE
BEST.

SO DO WE.

Your credibility is on the line every day, at every installation. Ours is too.

Aquatic is at the forefront of design and engineering innovation and our expertise is reflected in a growing range of applications for our products. We specialize in building high-performance, long-lasting bathware that has a history of satisfying even the most demanding contractor, as well as their customers.

www.aquaticbath.com

AQUATIC'S COMMITMENT TO PLUMBERS & BUILDERS

- **Performance from every angle:** Every part of our bathware is engineered to last – top, bottom, front and back.
- **Plumber-friendly features:** Unique constructive details on our products to make the plumber's job easier and faster.
- **Beauty that's built for life:** Higher quality materials and unmatched manufacturing excellence adds up to beauty that lasts – year after year!



Made and supported in the USA.



WHAT IS THE FAIR HOUSING ACT?

The Fair Housing Act, or FHA (not to be confused with the Federal Housing Administration), is a **federal act** in the United States **intended to protect people from discrimination** when renting, buying or securing financing for new multifamily housing. In conjunction with the Act, the U.S. Department of Housing and Urban Development created a **Design Manual** to provide comprehensive information about accessibility and adaptability requirements which must be incorporated into the design and construction of multifamily housing covered by the Act.

WHAT DOES THIS MEAN FOR BATHROOMS?

The covered units need to meet basic accessibility requirements and be adaptable to allow for modifications for use by people with disabilities. The bathroom guidelines found in Requirement Six of the Fair Housing Act Design Manual state that it is required to have reinforced bathroom walls to allow for future installation of grab bars, as well as a bathroom layout that is usable to people with mobility devices (such as a person using a wheelchair).



WHEN DOES IT APPLY?

The construction and design requirements of the Fair Housing Act apply to specific types of buildings and provide details to help assist architects and builders in determining accessibility and adaptability. The guidelines must be followed if the following statements apply to your situation:

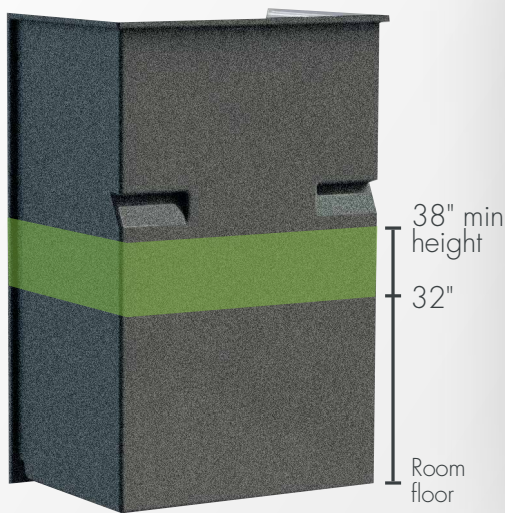
- Was the building built for first occupancy after **March 13, 1991**?
- Is the building a **covered multifamily dwelling**?
 - Covered multifamily dwellings are:
 - All dwelling units in an elevator building containing four or more units
 - All ground floor units in a non-elevator building containing four or more units
- Is all of the finished living space in the unit on the same floor (**single-story unit**)?
 *Carriage houses and lofts do not fall under this particular requirement.

If any additional questions still exist and for more detailed specifics, please refer to the Fair Housing Act Design Manual which you can find at <https://www.huduser.gov/portal/publications/destech/fairhousing.html>. Aquatic assumes no responsibility for final compliance with Federal, State and Local laws. Information and specifications taken from this document must be reviewed with the designers and approved by the authority having jurisdiction.

HIGHLIGHTS OF THE FAIR HOUSING ACT DESIGN GUIDELINES

ALCOVE SHOWER

The shower must be at least 36" x 36" if it is the only bathing fixture in the dwelling unit.



Minimum reinforced areas for a shower: Reinforced area on all walls should start at least 32" from room floor and extend to a minimum height of 38".



REQUIRED GUIDELINES

- A** Defined height for placement of grab bars: 33" - 36" from room floor to top of gripping surface
- B** Grab bars must be able to withstand a load of at least 250 lb
- C** Clear floor space required: minimum of 30" x 48", parallel and flush to the shower curb and aligned with the face of the control wall ¹
- D** In the bathtub, if there is no built-in transfer seat installed, then a grab bar is required ²

RECOMMENDED

- E** Additional reinforced area for vertical grab bar


¹ For bathtubs, this specification can change if there is a lavatory or a toilet beside the control wall.

² Aquatic's standard FHA units do not include a seat reinforcement area.

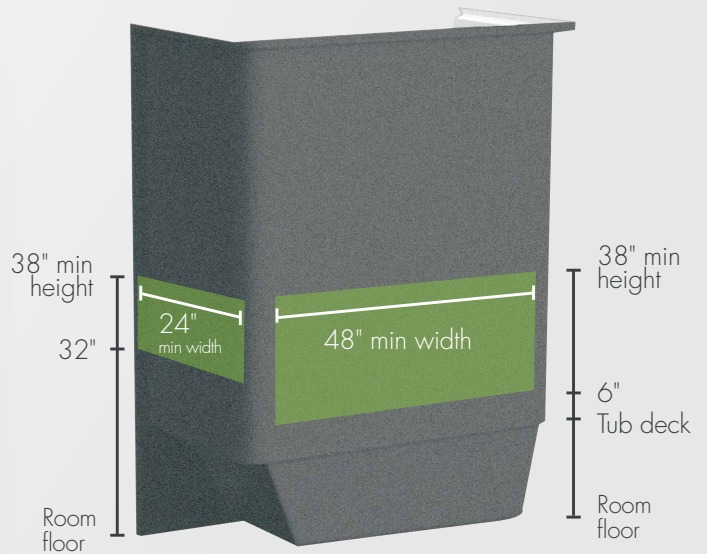
GRAB BAR OPTIONS

The reinforced walls of Aquatic's FHA Compliant Series offer versatility and peace of mind in grab bar placement, providing **accessibility and optimal safety** – for today and tomorrow.

Choose between the many available dimensions of our **modern and stylish straight grab bars**, featuring an easy to clean smooth surface.

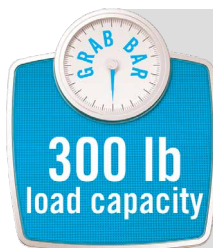


ALCOVE TUB SHOWER



Minimum reinforced areas for a bathtub: Reinforced area on the back wall should start at least 6" above the tub deck and extend to a minimum height of 38" from room floor, with a minimum width of 48". Reinforced area on the side walls should start at least 32" from room floor and extend to a minimum height of 38", with a minimum width of 24".

Customize any Aquatic FHA Compliant Series unit to best suit your desire for comfort and security with our **selection of grab bar options** that meet the load requirements of ANSI A117.1. Options are **factory-installed on the units** and are available only when ordering the units.



DESIGNED AND TESTED TO WITHSTAND A LOAD OF 300 LBS!

PRODUCT OFFERING

Our one-piece AcrylX™ showers and tub shower will give you peace of mind with their **easy installation** backed by Aquatic's warranty and their **compliance with the FHA design requirements.**

FHA Shower 48" x 36"

Unique contemporary design that moves away from an institutional look



14836ST
48 X 36 X 77
Ext. Dimensions
50 X 38 x 79
Approx. 120 lb

Integrated shelving for storage of personal care items

FHA Tub Shower 60" x 32"

Designed for optimal safety and comfort for both today and tomorrow



F6032STT
56 X 30 x 78 ³/₈
Ext. Dimensions
60 X 33 ¹/₄ x 81 ¹/₄
Approx. 209 lb

FHA Shower 36" x 36"

Classic smooth wall shower with dual return flanges, featuring ample storage space



13636FHARRF
36 X 36 X 77 ¹/₄
Ext. Dimensions
41 ¹/₂ X 39 ³/₈ x 79
Approx. 90 lb

RRF Shower with a low threshold and center drain

FHA Shower 36" x 36"

Single return flange smooth wall shower in a simple design with shelving



13636FHARFL / R
36 X 36 X 77 ¹/₄
Ext. Dimensions
40 X 40 ¹/₈ x 79
Approx. 90 lb

L/R Shower with a low threshold and center drain

FHA Shower 48" x 36"

Smooth wall and shelving that runs along the back wall provide a clean and sleek look to any bathroom



14836FHA
48 X 36 X 77 ¹/₄
Ext. Dimensions
50 ³/₈ X 38 ³/₈ x 79
Approx. 110 lb

Shower with a low threshold and center drain

AQUATIC FHA/ANSI-B COMPLIANT SERIES MODELS

Shower Bases with Center Drain



F3838PAN
36 X 36 x 4
Ext. Dimensions
38 X 38 x 4
Approx. 35 lb



F5038PAN
48 X 36 x 4
Ext. Dimensions
50 X 38 x 4
Approx. 45 lb



F6038PAN
58 X 36 X 4
Ext. Dimensions
60 X 38 x 4
Approx. 50 lb



SUPERIOR FINISH

- AcrylX™, applied acrylic is a superior luster, truer white, acrylic finish. It's a patent pending, proprietary system that offers the widest array of bathing products at the greatest value.

SIMPLY EASY

- You can rest assured knowing that we will stand behind our products 100% of the time, so you can be confident in selling our products to your customers. We've backed AcrylX™ with an unprecedented Lifetime Warranty.

WHAT MAKES AN AQUATIC BATH GREAT?

IT'S MORE OF A QUESTION OF 'WHO?'

Behind every product is an expert—an engineer, a designer, a machine operator—someone who is passionate about making bathing a comfortable and enjoyable experience for everyone.

So when you choose Aquatic, you're choosing more than a shower, tub or other bath product.

You're choosing people who are the best at their craft. And that means you can relax knowing you're getting the best quality, value and options for your specific project.



AQUATIC

The bath people

Customer Service

800-945-2726

www.aquaticbath.com